

# POPE & YOUNG CLUB



Official Scoring System for Bowhunting North American Big Game

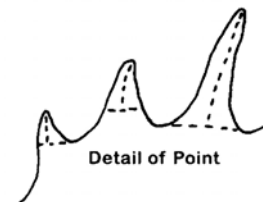
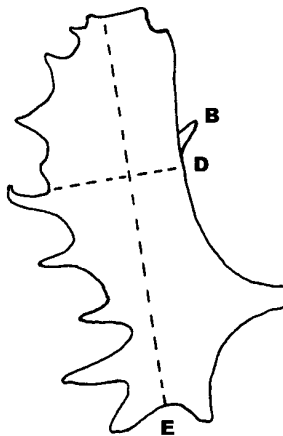
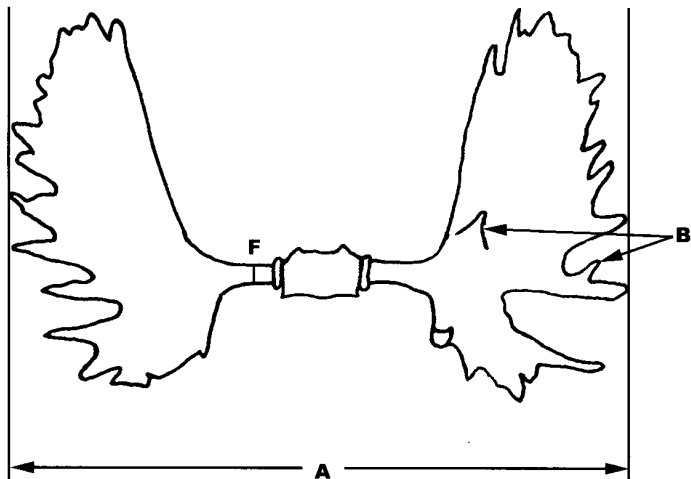
## MINIMUM SCORE

Canada	135
Alaska-Yukon	170
Shiras'	125

## MOOSE

### KIND OF MOOSE (check one)

- Canada  
 Alaska-Yukon  
 Shiras'  
 IN VELVET



Detail of Point

SEE OTHER SIDE FOR INSTRUCTIONS		COLUMN 1	COLUMN 2	Abnormal Points	
				Right Antler	Left Antler
A. Greatest Spread			Right Antler	Left Antler	Difference
B. Number of Abnormal Points on Both Antlers					
C. Number of Normal Points					
D. Width of Palm					
E. Length of Palm Including Brow Palm					
F. Circumference of Beam at Smallest Place					
<b>TOTALS</b>					
<b>ADD</b>	Column 1	Location of Kill:		(County) (State/Prov)	
	Column 2	Date Killed:		Hunter:	
	Column 3	Owner:		Telephone #: ( )	
Subtotal		Owner's Address:			
SUBTRACT Column 4		Guide's Name and Address:			
<b>FINAL SCORE</b>		Remarks: (Mention Any Abnormalities or Unique Qualities)			

I, \_\_\_\_\_, certify that I have measured this trophy on \_\_\_\_\_  
PRINT NAME MM/DD/YYYY  
 at \_\_\_\_\_  
STREET ADDRESS CITY STATE/PROVINCE ZIP CODE

and that these measurements and data are, to the best of my knowledge and belief, made in accordance with the instructions given.

Witness: \_\_\_\_\_ Signature: \_\_\_\_\_  
TO MEASURER'S SIGNATURE P&Y OFFICIAL MEASURER  
 \_\_\_\_\_  
ADDRESS  
 \_\_\_\_\_  
CITY STATE/PROVINCE ZIP

## BRIEF INSTRUCTIONS FOR MEASURING MUSKOX

Measurements must be made with a flexible steel tape or steel cable and recorded to the nearest one-eighth of an inch. Adjustable calipers and/or two squares will be helpful. To simplify addition, please enter fractional figures in eighths and in proper fractions. Refer to **P & Y Measurer's Manual** for a detailed description of measuring procedures.

**A. Greatest Spread** is measured between perpendiculars, at right angles to the center line of the skull.

**B. Tip to Tip Spread** is measured between tips of horns.

**C. Length of Horn** is measured along center of upper horn surface, staying within curve of horn as illustrated, to a point in line with tip. Attempt to free the connective tissue between the horns, at the center of the boss, to determine the lowest point of horn material on each horn near the top center of the skull. Hook the tape under the lowest point of the horn, and measure the length of the horn, with the measurement line maintained in the center of the upper surface of horn, following the converging lines to the horn tip.

**D-1 Width of Boss** is measured with calipers or squares at greatest width of the boss, with measurement line forming a right angle with horn axis. It is helpful to measure D-1 before C, marking the midpoint of the boss as the correct path of C.

**D-2 Width at First Quarter.** Divide measurement C of LONGER horn by four. Starting at base, mark **BOTH** horns at these quarters (even though other horn is shorter). Then, using calipers or squares, measure width of the horn at the first quarter location. Make sure the measurement is perpendicular to the surface of horn, and does **NOT** include boss material.

**D-3-4 Circumferences.** Circumference measurements are taken at second and third quarters with measurements being taken at right angles to horn axis. Circumference measurements must be taken with a steel tape (a cable cannot be used for these measurements).

---

## ENTRY REQUIREMENTS

1. **Original scoring form** completed by an Official Measurer of the Pope & Young Club or the Boone & Crockett Club.
2. **Completed Fair Chase Affidavit.**
3. **Three photos of antlers, horns, or skull** (a view from the front side, a view from the left side and a view from the right side). A field photo is also requested, if possible.
4. **\$25.00 recording fee** (made payable to the Pope and Young Club)

**Drying Period:** To be eligible for entry in the Pope & Young Records, a trophy must first have been stored under normal room temperature and humidity for at least 60 days after date of kill. No trophy will be considered which has been altered in any way from its natural state.

**All flesh and membrane MUST be removed from skull prior to the drying period.**